

PRODUCTS
FOR
CLINICAL
USE

MHM

MHM Harzbecher
Medizintechnik GmbH

TABLE OF CONTENTS



CANNULAES	1
GUIDEWIRES	2
PRESSURE LINES	3
HIGH PRESSURE LINES	4
FLUORO COVER SYSTEMS	5
ACC. FOR ANGIOGRAPHY	6

MHM Harzbecher Medizintechnik GmbH
Erthalstraße 12, D-63739 Aschaffenburg

Telefon: ++49 (0) 6021 3497-0
Telefax: ++49 (0) 6021 3497-18
E-mail: service@mhm-harzbecher.de
Internet: www.mhm-harzbecher.de

- **MHM Harzbecher Medizintechnik GmbH** has manufactured since 15 years custom specific kits.
- Nearly 50 co-workers in manufacturing, administration and sales will be happy to assist customers to solve their troubles and their challenges. The 2,500 sqft. clean-room is monitored acc. **DIN EN ISO 14644**, sterilisation with ETO gas at an external contract Sterilisation acc. EN 550.
- **MHM Harzbecher Medizintechnik GmbH** is certified acc. DIN EN ISO 13485:2003 and Annex II and V of EU guideline 93/42 (Medical Device Directive).
- Due to the focus to custom specific kits some articles will not be available to be delivered sterile from the warehouse.

Seldinger-Cannulaes

	Article number	Qty/box	Size	description
	KN 11018	50	G18	7 cm, one part without baseplate
	KN 11019	50	G19	7 cm, one part without baseplate
	KN 11118	50	G18	7 cm, one part without baseplate
	KN 11119	50	G19	7 cm, one part without baseplate
	KN11018/14	50	G18	14 cm, one part without baseplate
	KN 12018	50	G18	two part, with baseplate percutaneous
	KN 12019	50	G19	two part, with baseplate percutaneous
	KN 12021	50	G 21	two part, with baseplate

The guidewires are supplied in dispensers. The wires are manufactured from the highest quality stainless steel and feature passivated surfaces and rounded polished buu-free tip welds.

The product is supplied with fixed or movable cores, straight and/or J-curved flexible ends, teflon coated or uncoated.

Special overall lengths, diameters, flexible tip lengths, tip designs, and stiffness can be provided. However, there will be a minimum order quantity of 100 pieces required for such requests.

Conversion table INCHES to MILLIMETERS FOR STANDARD diameters:

mm	0,39	0,46	0,53	0,64	0,81	0,89	0,96	1,14
Inch	0,0155	0,018	0,021	0,025	0,032	0,035	0,038	0,045


* fixed core (F), uncoated (U), one flexible straight tip (1), double flexible (J3/1)		
Article number	Qty/box	description
D89 L45/FU/1	50	∅ 0,89 mm=0,035", length 45 cm
D89 L65/FU/1	50	∅ 0,89 mm=0,035", length 65 cm
D96 L45/FU/1	50	∅ 0,96 mm=0,038", length 45 cm
D89L45/FU/J3/1	50	∅ 0,89 mm=0,035", length 45 cm
D89L65/FU/J3/1	50	∅ 0,89 mm=0,035", length 65 cm
D96L45/FU/J3/1	50	∅ 0,96 mm=0,038", length 45 cm
* fixed core (F), coated (B), one flexible straight tip (1)		
D46L150/FB/1	50	0,46 mm=0,018", length 150 cm
D53L150/FB/1	50	0,53 mm=0,021", length 150 cm
D64L150/FB/1	50	0,64 mm=0,025", length 150 cm
D81L150/FB/1	50	0,81 mm=0,032", length 150 cm
D89L125/FB/1	50	0,89 mm=0,035", length 125 cm
D89L150/FB/1	50	0,89 mm=0,035", length 150 cm
D89L260/FB/1	50	0,89 mm=0,035", length 260 cm

PRESSURE LINES**1,65 x 3,2 mm, PVC, THE LINES WITHSTAND 42 bar (600 psi) pressure**

Article number	Qty/box	length	description
MD40302	50	30 cm	
MD40702	50	70 cm	
MD41002	50	100 cm	clear
MD41502	50	150 cm	
MD42002	50	200 cm	


Colour striped and other lengths are possible.

FLUORO COVER SYSTEMS 5-1

Article number	Qty/box	description	
SH0450453	100	Fluoro Cover 45x45cm, 30µm	
SH0601003	100	Fluoro Cover 60x100cm, 30µm	
SH0750903	200	Fluoro Cover 75x90cm, 30µm	
SH1200003	200	Fluoro Cover 120cm, 30µm	
SH1401405	100	Special Fluoro Cover 140x140cm, 50µm	

Measurements: Folio with circulating elastic band

Article number	Qty/box	description
SBA0650205B	100	X-Rays Screen Cover 65x20cm, 50µm

Article number	Qty/box	description	
SBA0800455	100	X-Rays Screen Cover 80x45cm, 50µm	
SBA0800755	100	X-Rays Screen Cover 80x75cm, 50µm	

Special Shapes on demand

HIGH PRESSURE CONNECTING LINES 4-1

HIGH PRESSURE CONNECTING LINES

1,80 x 3,65 mm, PUR, THE LINES WITHSTAND 85 bar (1200 psi) pressure

Article number	Qty/box	length	description
MD6050	50	50 cm	
MD6050/R	50	50 cm	With rotating
MD6075	50	75 cm	
MD6075/R	50	75 cm	With rotating
MD6100	50	100 cm	
MD6100/R	50	100 cm	With rotating
MD6120	50	120 cm	
MD6120/R	50	120 cm	With rotating
MD6180	50	180 cm	
MD6180/R	50	180 cm	With rotating

HIGH PRESSURE CONNECTING LINES 4-2

HIGH PRESSURE CONNECTING LINES

2,10 x 4,75 mm, PVC, THE LINES WITHSTAND 85 bar (1200 psi) pressure

Article number	Qty/box	length	description
MD7050	50	50 cm	
MD7050/R	50	50 cm	With rotating
MD7075	50	75 cm	
MD7075/R	50	75 cm	With rotating
MD7100	50	100 cm	
MD7100/R	50	100 cm	With rotating
MD7120	50	120 cm	
MD7120/R	50	120 cm	With rotating
MD7180	50	180 cm	
MD7180/R	50	180 cm	With rotating

HIGH PRESSURE CONNECTING LINES 4-3

HIGH PRESSURE CONNECTING LINES

1,80 x 3,65 mm, PUR/PA, THE LINES WITHSTAND 120 bar (1700 psi) pressure

Article number	Qty/box	length	description
MD8050	50	50 cm	
MD8050/R	50	50 cm	With rotating
MD8075	50	75 cm	
MD8075/R	50	75 cm	With rotating
MD8100	50	100 cm	
MD8100/R	50	100 cm	With rotating
MD8120	50	120 cm	
MD8120/R	50	120 cm	With rotating
MD8180	50	180 cm	
MD8180/R	50	180 cm	With rotating

ACC. FOR ANGIOGRAPHY 6-1

Article number	Qty/box	description
MD209E	50	Three-way-stopcock with grip plate and male Luer-Lock rotator, good for pressures up to 84 bar = 1200 psi
MD601E	50	One-way-stopcock with grip plate and male Luer-Lock rotator, good for pressures up to 84 bar = 1200 psi
0185NA	6 (3x2)	30 ml syringe, 30 bar manometer, pressure line with rotatable adapter and three-way-stopcock
0185NB	6 (3x2)	30 ml syringe, 30 bar manometer, pressure line with rotatable adapter and three-way-stopcock, Y-connector, introducer adapter
0185NC	6 (3x2)	30 ml syringe, 30 bar manometer, pressure line with rotatable adapter and three-way-stopcock, Y-connector, introducer adapter
0185ND	6 (3x2)	30 ml syringe, 30 bar manometer, pressure line with rotatable adapter

* fixed core (F), coated (B, flexible J-tip, radius 3 mm (J3/0)		
Article number	Qty/box	description
D46L150/FB/J3/0	50	Ø 0,46 mm=0,018", length 150 cm
D53L150/FB/J3/0	50	Ø 0,53 mm=0,021", length 150 cm
D64L150/FB/J3/0	50	Ø 0,64 mm=0,025", length 150 cm
D81L150/FB/J3/0	50	Ø 0,81 mm=0,032", length 150 cm
D89L150/FB/J3/0	50	Ø 0,89 mm=0,035", length 150 cm
D89L260/FB/J3/0	50	Ø 0,89 mm=0,035", length 260 cm
D96L150/FB/J3/0	50	Ø 0,89 mm=0,035", length 150 cm
* movable core (W), coated (B), one flexible straight tip (1)		
D89L150/WB/1	50	Ø 0,89 mm=0,035", length 150 cm
* movable core (W), coated (B), flexible J-tip, radius 3 mm (J3/0)		
D89L150/WB/J3/0	50	Ø 0,89 mm=0,035", length 150 cm

